

BANANA IS A BANANA


Activity Pack

JUSTINE CLARKE & JOSH PYKE

Illustrated by HEATH MCKENZIE



Which fruit makes
it to the bowl?



Colouring in



Spot the difference

There are 5 differences between the images below.
Can you find them all?



horse, butterfly, eggplant, catfish, star, chicken



Secret banana messages

Send your friends secret messages by writing on a banana with a toothpick, give the banana to your unaware friend and wait. After an hour, your secret message will appear as clear as day!



Find-a-word



Find all the words from the word list in the grid.

Words may be found going up, down, forwards, backwards or diagonally.

Ask an adult for help if needed!

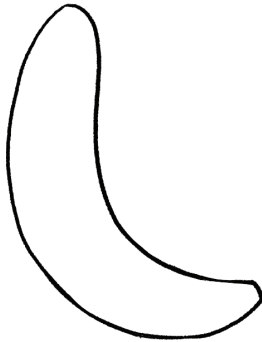
Y	C	H	Y	E	R	O	N	T	P	B
L	A	U	N	R	R	J	C	I	M	A
F	Y	I	P	A	R	I	N	U	F	N
R	B	A	N	C	S	E	Y	R	I	A
E	N	G	T	U	A	U	H	F	W	N
T	E	U	M	P	P	K	P	C	R	A
T	S	E	P	A	R	G	E	Y	Q	F
U	Y	L	X	K	A	I	K	C	O	D
B	E	H	S	I	F	Y	L	L	E	J
C	O	L	O	U	R	F	U	L	E	X
G	T	G	S	P	R	B	Z	J	H	X




fruit, banana, orange, grapes, pineapple, cherry,
cupcake, jellyfish, butterfly, music, colourful

How to draw a banana


Start with a banana-y shape! Like a crescent moon but not pointy at the ends.




Add some lines for arms and legs.



Next, add feet and hands. And of course the stalk stump up top!




Last but not least – draw a simple face, roughly around the top half of the banana.




And there you have it!
A happy banana!

You can have all sorts of
bananbanans simply by trying
different poses and facial
expressions!



Grumpy



Scared



Excited