





Puffin[®]

Activity pack



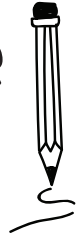
Find your story

Every Puffin takes you on a journey





Can you find these super Puffin picks?




S A E Q A G D I K Y P M I W U
 K W I J G C P E S K I K I D S
 C M D L R U A D E Y G T Q X K
 I K P E E H S N E E R G E H T
 K M R B A M B U C K L E S V H
 E W P S T J A G F B E H T R M
 D O N C E T V H M W Z G G E A
 I V N R S Z R A C A Q U Q D T
 S Q T X C C C B E A B I L N I
 R E T L A W D N A E I T T O L
 E F Q T P S D P G U G L J W D
 P T O X E J C S D P U Y E V A
 U P P E P P A P I G R M K M V
 S Y O U M U S T B E L A Y L A
 X A M D N A Y S N E K M V I L

PEPPA PIG
 THE GREEN SHEEP
 SPOT
 LOTTIE AND WALTER
 AMELIA CHAMELIA







SUPER SIDEKICKS
 WIMPY KID
 MATILDA
 THE BFG
 KENSY AND MAX
 MR BAMBUCKLES

PESKI KIDS
 WONDER
 ONCE
 A GREAT ESCAPE
 YOU MUST BE LAYLA






Create your own book cover and colour it in



Cut here



Cut here

Cut here

Puffin Chef's Hat

What you need:

- Yellow tissue paper from your story box
- Stapler
- Tape
- Scissors (Grown-up help needed)

Instructions;

1. Colour in the card that will become your Puffin Chef's Hat.
2. Cut your Puffin Chef's Hat card into two pieces by following the dotted lines.
3. Staple one end of each card together to form one long strip of paper.
4. Take a sheet of tissue paper and slowly bunch it along the top edge of the card, taping it to the strip as you go.


5. When you get to the end of your first piece of tissue paper, bend the long strip of card into a circle and staple the ends together. Ask a grown-up to do this, so that it fits on your head.
6. Continue to bunch up the tissue paper, taping it to the inside of the card circle until you have made it all the way around.
7. Stick a few pieces of tape inside the hat to hold any gaps in the tissue paper together.
8. Get baking!



Book Bingo

Summer Reading Challenge

Get your beak in a book and take the summer reading challenge! Grab your pencil and tick off each challenge once you've completed it. How many can you do?

Tell an adult three facts you have learnt in a book	Read a short story	Read in a pillow fort	Read upside down	Read to someone else
	Read under cover of darkness	Read a book cover to cover	Read a book about going on an adventure	
Read in your pyjamas	Start a book club	Read out loud	Read on a car journey	Finish a chapter
Read a book that transports you to another land	Read a non-fiction book	Read part of a series		Visit a library
Read a classic tale		Read under a tree	Check a book out of the library	Read a magazine