




PICTURE BOOK OF THE MONTH **FEBRUARY**



ACTIVITY PACK





What might Platypup see at night?


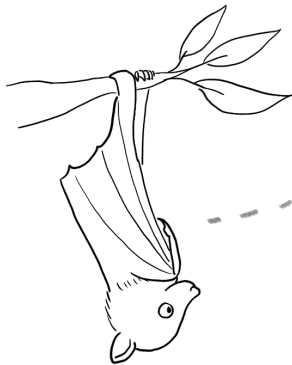



Sleep tight, Platypup by Renée Trembl



Oh no!

The baby animal names are all mixed up.
Can you help each baby find its name?



joey

pup

platypup

puggle


owlet



Sleep tight, Platypup by Renée Trembl




Shhh. . . Platypup is asleep in his burrow. What is he dreaming about?



Sleep tight, Platypup by Renée Tremblé



What else makes noise at night?



How many nocturnal animals do you know?

bandicoot | wallaby | tawny frogmouth | boobook owl | microbat | emperor gum moth |
gecko | flying fox | bush stone-curlew | brushtail possum | sugar glider | huntsman spider



Sleep tight, Platypup by Renée Tremblay



Draw a Platypup

Step 1. Draw a small oval for the head.
(Note: If you draw steps 1-5 lightly you can erase them later if you want.)



Step 2. Draw a larger oval for the body.




Step 3. Draw a tube-shaped tail.



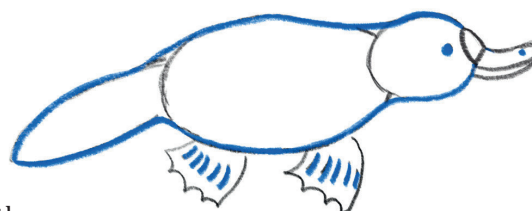
Step 4. Draw a bill that is long and flat like a duck's bill.



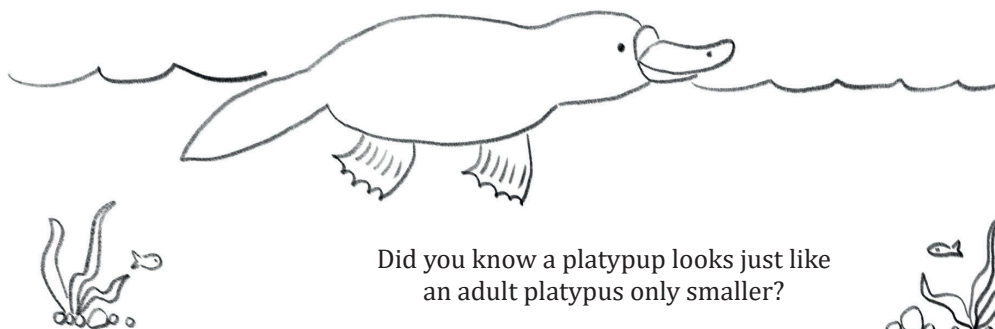
Step 5. Draw some webbed feet and add lines to define the mouth and bill.



Step 6. Draw lines to connect the head and body. Add dots for eyes and nose.



Step 7. You can erase some of the lines from the inside of the platypup and draw in a background.



Did you know a platypup looks just like an adult platypus only smaller?



Sleep tight, Platypup by Renée Trembl

