


GRANNY McFLITTER

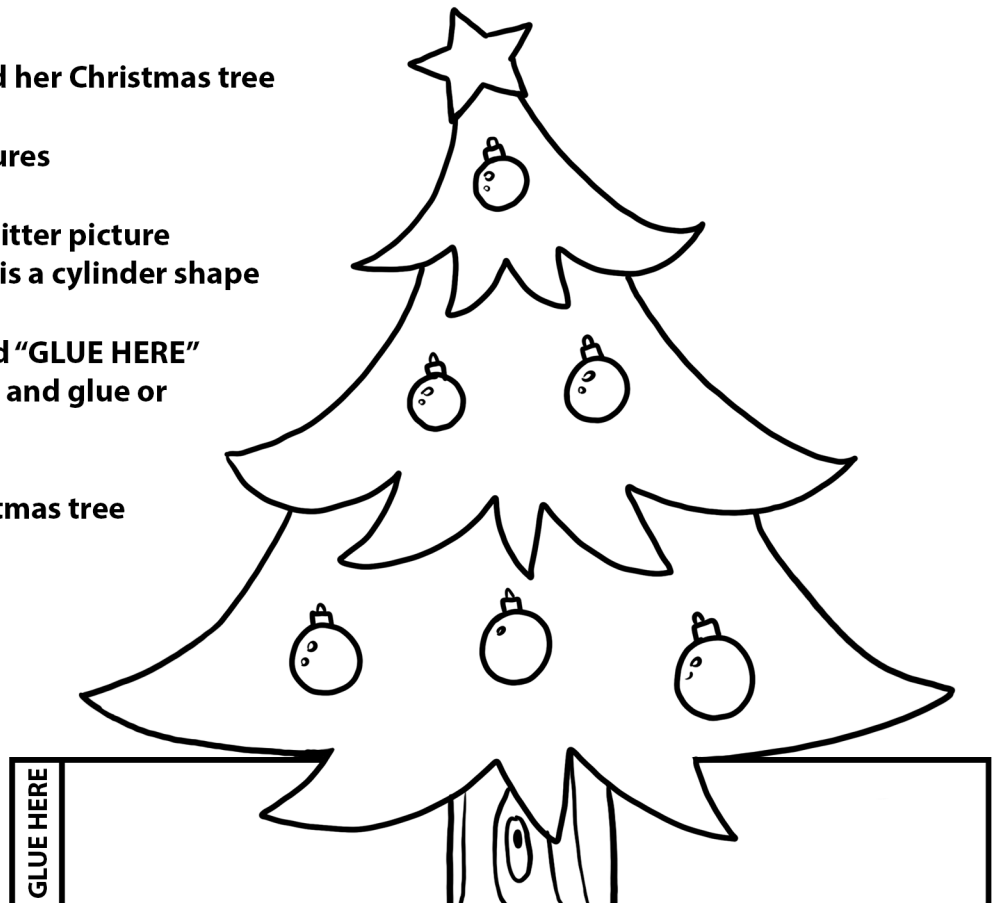
CHRISTMAS

Paper Model



**Granny
McFlitter
is getting
ready for
Christmas!**

1. Colour in Granny and her Christmas tree
2. Cut out the two pictures
3. Roll the Granny McFlitter picture backwards so that it is a cylinder shape
4. Tuck the side marked "GLUE HERE" under the other side and glue or tape in place
5. Repeat for the Christmas tree




GRANNY McFLITTER CHRISTMAS



**Design
your own
Christmas
stocking!**

Decorate your stocking,
then cut it out and hang
it up for Christmas.



GRANNY McFLITTER

CHRISTMAS

Word Search



Can you find all 20 festive words?
They can go forwards, down or diagonally.

s s t v u r m t r s o q d d b r p k
z t t w f i s h k e q o e a s r r w
t o r o e c z s u n i u g l s l d s
r k o a c e j n l j i n a i p h x l
e f h k w k t s a s l t d w f o n e
e o n i e b i l a t l g t e k t c i
r a o e m e e n e n i o r i e i s g
l n u y s f p r g b t v t a n r n h
t i g e r t e e r s i a i h n g x g
w r a p p i n g r i x r p t z n c h
g i r a f f e h i s e o d s y h y r
p i j t m i m f n u j s h v c j r o

dash
fish
gift
giraffe
granny
knitting
nativity

nest
reindeer
santa
sleigh
sloth
squawking
stockings

strawberries
tiger
tree
tweetlebird
wrapping
zookeepers



Merry Christmas



GRANNY McFLITTER
CHRISTMAS