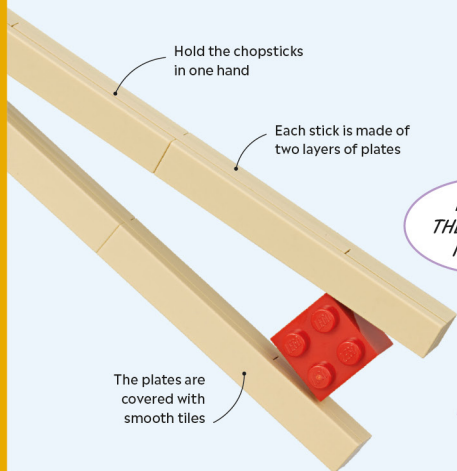




## PICK UP BRICKS

Chop, chop – the clock is ticking! Grab a pair of chopsticks or make some using LEGO bricks. Then see how many LEGO pieces you can pick up and move with your slippery sticks in 30 seconds.



**PICK UP THE BRICKS – NOT ME!**



Be sure you each have the same number of bricks in your starting pile if you're playing with a friend



©2020 The LEGO Group

### How to play

- 1 Find a pair of chopsticks, or build some like these, and set out a pile of LEGO bricks.
- 2 Set a timer for 30 seconds and try to move as many bricks from the original pile to a new pile.
- 3 When time is up, count how many bricks you've moved. You get one point for each brick that is moved to the new pile.

### Level up

If you're really good at this game, ban the bigger bricks! How many small elements can you pick up in 30 seconds?

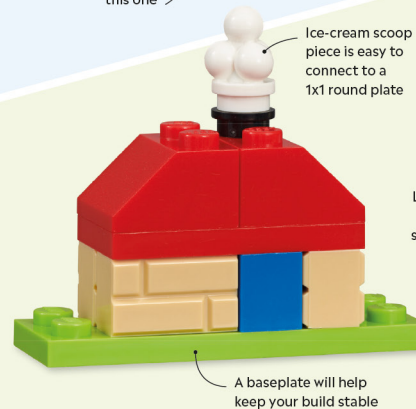
## BUILD ONE-HANDED

Can you win this challenge single-handedly? The models on this page were built using only one hand. Get your bricks ready and find out what you can build in 60 seconds with one hand behind your back.

Will you be able to stick eyes on with one hand?




Start out with small simple builds like this one



### How to play

- 1 Set out a pile of bricks on a flat surface.
- 2 Set a timer for one minute and put one hand behind your back. Start building with only one hand.
- 3 Whoever makes the most complete model using just one hand in 60 seconds is the winner.



### Level up

Switch hands! If you're right-handed, build with your left hand. If you're left-handed, try building with your right hand instead.



Play all these games with your family and friends, at home or over video call!

Suitable for 7-9 years

Content from: *The LEGO Games Book*  
Available now



# SLIPPERY STACKS

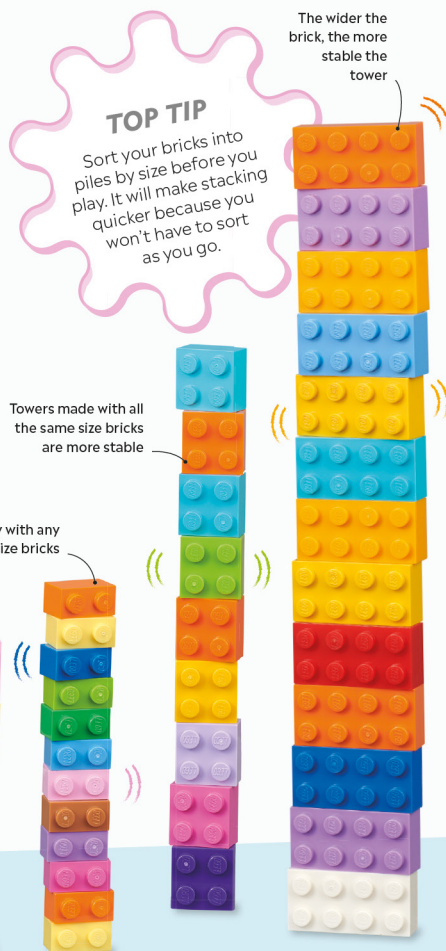


LEGO bricks were never meant to be stacked on their sides like this! Building this way makes for a very slippery, unstable tower - but it makes for a great game! With 10 seconds to play, will you be able to build a tower and keep it standing?

## How to play

- 1 Set a timer for 10 seconds and stack as many bricks on their sides as you can. You can stack on the long or short side of the bricks.
- 2 If your tower falls down while you're building, start again.
- 3 Whoever has the tallest tower that's still standing after the clock stops wins the challenge.

How high will your tower be?



©2020 The LEGO Group

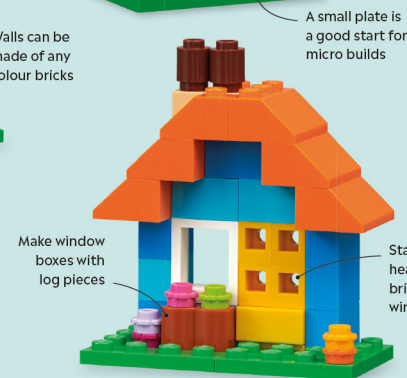
# THE FEWER, THE BETTER



Bigger isn't always better. In this game, the smallest model wins. Try to use as few bricks as possible to construct a recognizable little build like these houses.

## TOP TIP

Think about recognizable shapes you can build with just a few bricks. What about an island with a palm tree?



## How to play

- 1 Together, decide on an object that all of the players will build. Each player makes a model of the agreed object.
- 2 Agree on some rules for the build. For example, these houses must have a roof, a window, and a window box with flowers.
- 3 The person who builds the object using the fewest bricks wins.

