


Shelly Unwin.

BLAST OFF!


Ben Wood



Colour in the planet!



Saturn




Shelly Unwin

BLAST OFF!


Beri Wood



Colour in the planet!



mercury



Shelly Unwin.

BLAST OFF!

Ben Wood



Colour in the planet!



neptune




Shelly Unwin

BLAST OFF!

Beri Wood



Colour in the planet!



Jupiter



Shelly Unwin.

BLAST OFF!


Ben Wood



Colour in the planet!



venus






BLAST OFF!



Colour in the planet!

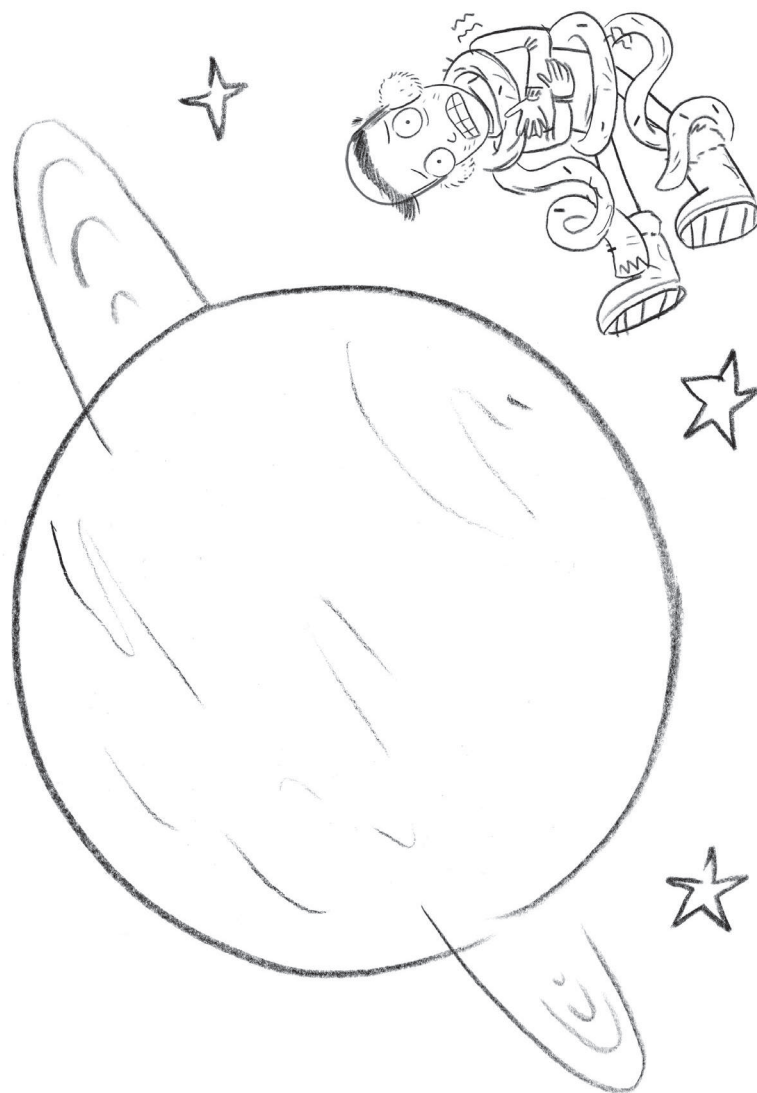


mars





Colour in the planet!



Uranus




Shelly Unwin

BLAST OFF!

Beri Wood



Colour in the planet!



Earth



Shelly Unwin.



Ben Wood




BLAST OFF!



Colour in the sun!



Sun





5 IDEAS FOR USING YOUR 'BLAST OFF!' COLOURING SHEETS!

- 1. Colour and cut out each planet and the sun and make a Solar System themed poster using coloured card.**
- 2. Colour and cut out each sheet. Create a banner on the wall, putting the Sun and the planets in order.**
- 3. Solar System Trivia. Each student receives a set of sheets to colour. The teacher calls out a fact without naming the planet (or the Sun) that it relates to. The first student to identify the correct sheet and raise it into the air wins a point.**
- 4. Colour and cut out each sheet. Label the back of the Sun and each planet with its name. Make a simple Solar System mobile using string and hang it from the ceiling.**
- 5. Colour each sheet and use them for story starters. Each child chooses a planet and tells the class a short story about what it would be like to live there.**

