



Illustration copyright  
Fifi Colston, from her  
book *Masher*.

# MASHER-INSPIRED FINGER PUPPET

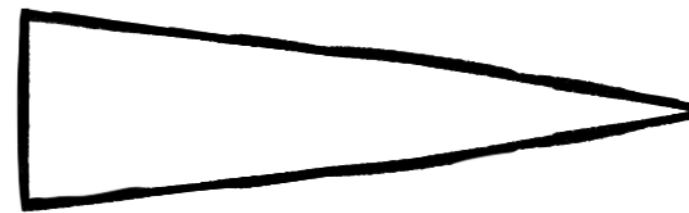
## MAKE IT IF YOU DARE!




- 1** Wrap the paper rectangle around your finger (not too tight!) and tape it to form a finger tube. This is Masher's body!
- 2** Glue or tape Masher's head to the tube, then wrap the arms around his body and glue them in place. Tape or glue his tail on!
- 3** Pencil some fur onto his body and arms and give him a bit of colour!



RECTANGLE FINGER TUBE



TAIL



ARM