

Jellybean Goes to School

Margaret Roc  Laura Hughes

Teacher and Parent
Activity Pack



Jellybean Goes to School

Margaret Roc & Laura Hughes



Bibliographic details

Jellybean Goes to School

Author: Margaret Roc

Illustrator: Laura Hughes

ISBN: 978-1-848-53075-1

UK. RPP £6.99 Aust. RRP 14.95

No. Of pages: 32

E-Book available

Tamarind Books, imprint of
Random House Children's Publishers UK

These activity sheets may be reproduced for private or educational use only

These activity sheets were created by Margaret Roc

Activity sheets (c) 2013 Margaret Roc

Illustrations (c) 2013 Laura Hughes

All Rights Reserved

About the Book

Jellybean is a little girl longing to learn about the world and make friends. But is she ready to leave Mum behind and start school? At first Jellybean is a little nervous, but her new teacher brings magic into the classroom. Soon Jellybean's imagination brings her new surroundings to life in many wild and wonderful ways ...

An inspiring must-read for all children about to start school or nursery.

Activity Sheets

These activity sheets are designed primarily for teachers teaching the first year of school (K).

They are also useful for pre-school, Yr 1 and 2 teachers, teacher-librarians and parents.

Key Learning Areas: <ul style="list-style-type: none">• English• Human Society and its Environment• Personal Development• Creative Arts	Example of: <ul style="list-style-type: none">• A picture book• A narrative
Themes and Ideas: <ul style="list-style-type: none">• School• Me• Places We Know• Meeting Needs – family/friends• We are the same/ we are different• Multiculturalism	How to use these activity sheets: <ul style="list-style-type: none">• The book should be read for enjoyment• The sheets supplement discussion of the story• They are based on the curriculum of the first year of school in most school systems• Focus: School, Me, Family & Friends• Teachers/parents should select sheets appropriate to their needs and outcomes

LIST OF ACTIVITY SHEETS (16)

(Select Activity Sheets appropriate to needs and outcomes)

Activity sheet 1: Book report/response; main character

Activity sheet 2: First day at school; feelings

Activity sheet 3: People at school

Activity sheet 4: Names; school clothes

Activity sheet 5: Friends; we are the same/we are different

Activity sheet 6: Activities at school

Activity sheet 7: Favourite place; rating scale

Activity sheet 8: Personal interests

Activity sheet 9: Travelling to school; transport

Activity sheet 10: A day at school; sequence

Activity sheet 11a: Sorting into groups

Activity sheet 11b: Care for belongings

Activity sheet 12: Words beginning with A and J (from the text)

Activity sheet 13: Parts of a book

Activity sheet 14: Letter

Activity sheet 15: Bookmark

Also see Margaret Roc's website: www.margaretroc.com for further activities and notes.

About the author

I love teaching young children and writing books for them to enjoy and help them to find out about themselves and the world around them. Most of my picture books are written in a light hearted and amusing way but deal with important themes like family, loneliness, friendship and belonging.

I am an author, co-author and editor of over 50 books for children and teachers including fiction, non-fiction and picture books. Jellybean Goes to School is my fourth picture book and I wrote it after many years of teaching children and asking them in their first week of school what they felt, what they wanted to learn about and what they thought school was all about.

I was born in Scotland and I now live in Sydney, Australia with my husband, John. I am the mother of two and I have worked as a teacher, special needs teacher and teacher-librarian in a number of Sydney primary schools. I also taught in Guilford, England during my husband's sabbatical at Surrey University.

Contact me at: contact@margaretroc.com

Visit my Website: www.margaretroc.com

About the Illustrator

Originally from Bath I now live in East London with my cat. I studied illustration at Kingston University and graduated in 2005. My favourite things include penguins wearing jumpers, badgers on bikes and tea drinking bears. I am especially fond of knitting, rainbow shoes and eating ice cream.

Clients include:

Random House
American Greetings
Quire
The Almanac Gallery
Diva Magazine

Oxford University Press
Meadowside Books
Woodmansterne
Hinkler Books

Contact me at hug.laura@gmail.com

Visit my Website: <http://cargocollective.com/laurahughes>

All artwork ©Laura Hughes. Do not reproduce without permission.

Jellybean Goes to School

is published by Tamarind Books, an imprint of
Random House Children's Publishers UK

<http://www.tamarindbooks.co.uk/>
<http://randomhousechildrens.co.uk/>
<http://www.randomhouse.com.au/>



Name _____

Jellybean Goes to School

Margaret Roc and Laura Hughes



This book is about **J** _____.

Jellybean is the main character in the book.

Draw your favourite character or the part of the story you like best.

I like this book because _____



Name _____

Jellybean

Goes to School

Margaret Roc and Laura Hughes



Jellybean wanted to go to school. But when she got there she didn't want to leave her mum.

Draw a picture about your first day at school.

How did you feel? Colour one of the faces.



Why did you feel like that? _____



Name _____




Jellybean

Goes to School




Margaret Roc and Laura Hughes



Draw a picture of people at Jellybean's school.

 <p data-bbox="203 1176 406 1232">Jellybean</p>	 <p data-bbox="738 1176 844 1232">Alex</p>	 <p data-bbox="1128 1176 1396 1232">Miss Benson</p>
--	---	---

Draw a picture of people at your school.

		
--	--	---

Name _____



Jellybean

Goes to School

Margaret Roc and Laura Hughes



Jellybean's name is Beena. Her mum calls her Jellybean.


This is her nickname.

My name is _____.

I am a **g** _ _ _ **b** _ _

My mum and dad call me _____.

This is me dressed for school.



Name _____

Jellybean

Goes to School

Margaret Roc and Laura Hughes



Jellybean painted a picture of her friend Alex.

Draw a picture of one of your friends.

A large, empty rectangular box with a black border, intended for a child to draw a picture of a friend.

My friend is called _____

My friend has _____ hair.

My friend is _____ years old.



Name _____

Jellybean Goes to School

Margaret Roc and Laura Hughes

These are some of the things Jellybean and Alex did at school.



blocks



music



reading

dress up



jumbo jigsaw



paint



Draw something that Alex
and Jellybean did at school.

Draw something that you
did at school.



Name _____

Jellybean

















Goes to School

Margaret Roc and Laura Hughes

Jellybean's favourite place is the reading corner.

Draw a picture of some of the places at your school.

Colour the smiley faces to show how much you like each place.

    music room	    playground
    library	    classroom

I like the _____ best because

Name _____

Jellybean Goes to School

Margaret Roc and Laura Hughes



Jellybean wanted to learn to read and write.

She wanted to learn about clouds and spiders.

What do you want to learn at school?

What did Jellybean want most of all?

She wanted a **f**_____ to play with.

Name _____

Jellybean

Goes to School

Margaret Roc and Laura Hughes



Jellybean walks to school with her mum and baby.

Draw a picture showing how you get to school.

Circle how most children in your class get to school.



walk



car



bus



train



bike



Name _____

Jellybean Goes to School

Margaret Roc and Laura Hughes

Draw what Jellybean does or what you do in a day at school.

morning

Recess

after recess

Lunch time

afternoon

Home time

Name _____

Jellybean

Goes to School

Margaret Roc and Laura Hughes

Jellybean plays with many things at school.

1. Cut them out.
2. Sort them into groups.
3. On the next page help Jellybean to put them away.



books



blocks



jigsaw



pencils



music instruments



dress ups

Name _____

Jellybean

Goes to School

Margaret Roc and Laura Hughes

Put everything away by sticking them
into the box where they belong.

--	--

Books

Pencils

--	--

Jigsaws

Blocks

--	--

Music instruments

Dress up clothes



Name _____

Jellybean

Goes to School

Margaret Roc and Laura Hughes

Help Jellybean and Alex find the words that match the beginning letter and sound of their names. Cut and Paste.

Jellybean

J j

Alex

A a

--	--

Alex	school	jigsaw	baby	
mum	Jellybean	and	brother	
at	jittery	children	jumbo	after
friend	jump	about	breakfast	



Name _____


Jellybean

Goes to School

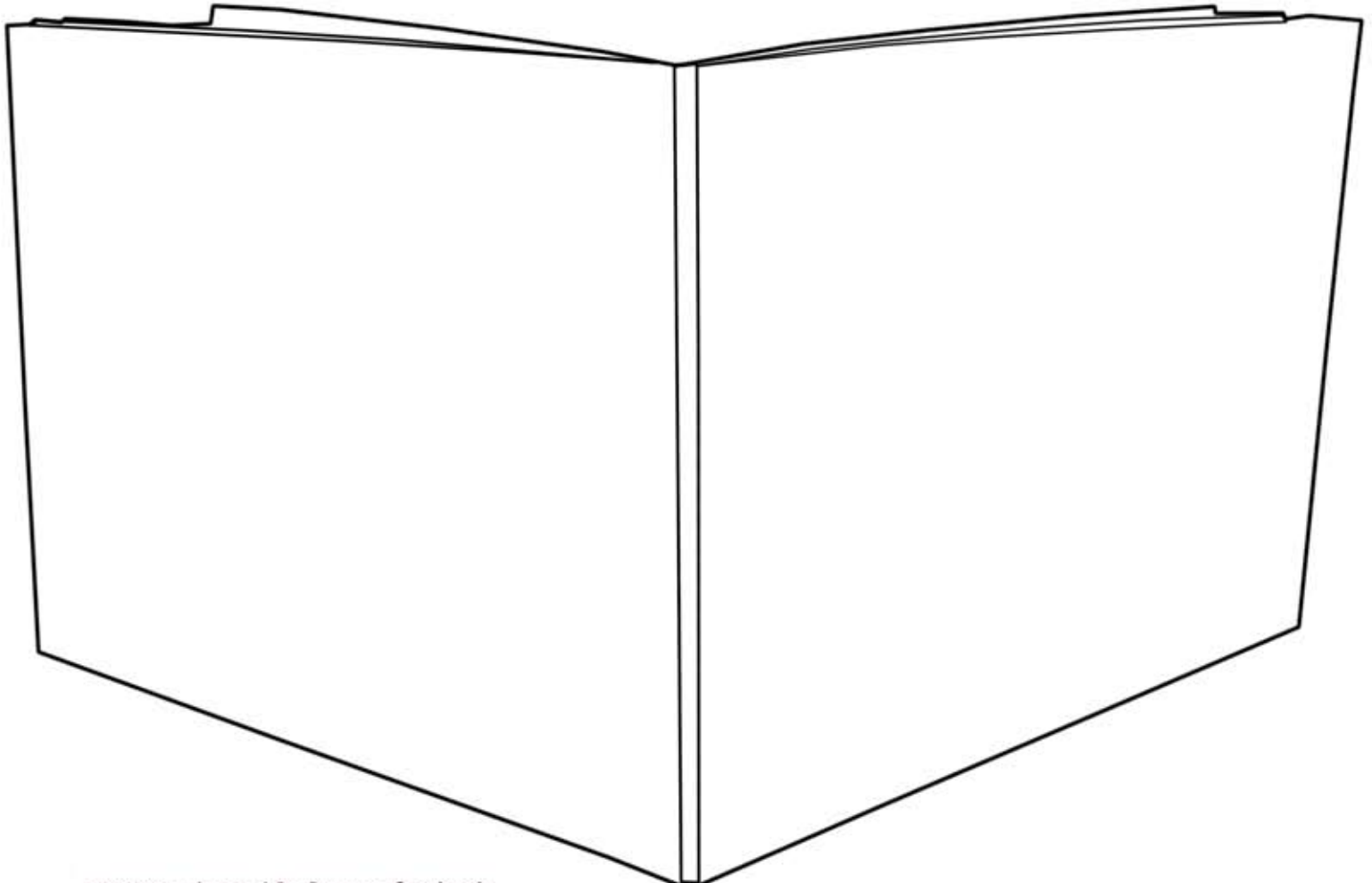
Margaret Roc and Laura Hughes



The parts of a book have special names.



Draw a new cover for the book.





Name _____

Jellybean Goes to School

Margaret Roc and Laura Hughes

Write a letter or draw a picture for Jellybean and Alex.

Dear **J**_____ and **A**_____

Love from _____

Name _____

Jellybean

Goes to School

Margaret Roc and Laura Hughes

Colour in Jellybean and Alex. Cut out your bookmarks.

Stick them onto cardboard.

My name is _____



Alex

I love reading

Jellybean Goes to School
Margaret Roc and Laura Hughes

My name is _____



Jellybean

I love reading

Jellybean Goes to School
Margaret Roc and Laura Hughes